



# PRO LINK LED BEAM CONTROL HEAD

Minimised light pollution from bespoke optics and beam

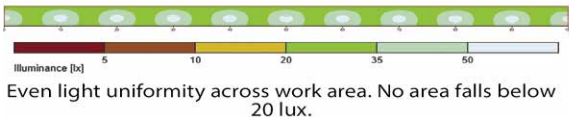
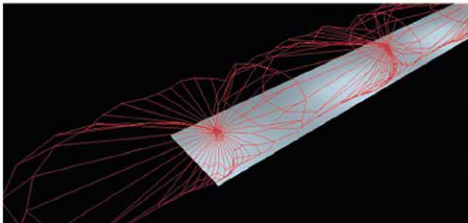


## FEATURES

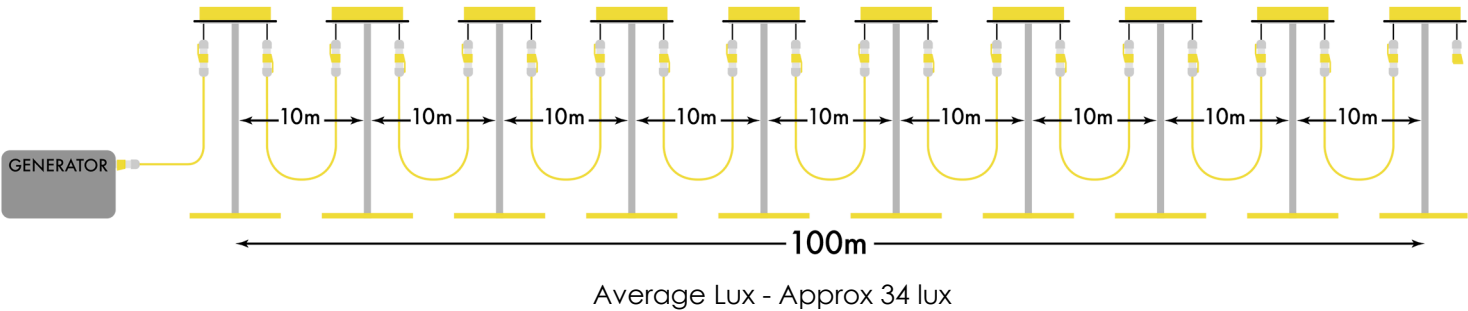
- Advanced beam control optics for optimised light spread
- High levels of uniformity and no dark spots
- Minimal light spill / pollution
- Beam control prevents light being wasted and spilt where not wanted
- Maximum efficiency achieved
- Only 15W of power
- Compact low weight
- Twin element hybrid optics
- Configurable to single or twin mounting
- Magnet mounting / Pole / Fence mounting options



Pro-Link's in use on side of track, 10m spacing








## Typical Installation



# PRO LINK LED BEAM CONTROL HEAD



PRODUCT CODE	POWER	COLOUR TEMP	CABLE TYPE	CONNECTOR	COLOUR	WEIGHT
PLL15LB	15W	6000K	2.5mm Toughened Rubber	CEE IP65	Yellow / Black	1.5Kg

PRODUCT CODE	DESCRIPTION	
LLBB	Ballast base for pole mounting	
LLM3M	Aluminium extending mast	
LLMAG	Rugged magnetic mount	
LLFA	Fence bracket - Allows single connection to fence panels	
LLGS	Ground spike for mast	
LLCHB	Cable hanger - Hang the Pro-Link from underground tunnel cables	