



PROLINK SAFETY SHIFT

Rugged high-power LED flood head with built-in battery and 110V daisy chain connection



FEATURES

- Advanced beam control optics for optimised light spread
- Built-in battery gives 13 hours duration when not connected to 110V supply for use without cables if required
- Battery is automatically recharged when connected to 110V supply using built-in charger
- Can be used as an emergency light in conjunction with 110V mains use
- Battery level gauge
- Minimal light spill / pollution
- Beam control prevents light being wasted and spilt where not wanted
- Configurable to single or twin mounting
- Magnet mounting / Pole / Fence mounting options

The PROLINK Safety Shift Light is designed to work as a compliment to the standard Pro-link Light or as a standalone lighting solution.

- 13 Hour Shift Autonomy
- No Cables
- No Fuel
- No noise
- No generator
- 100% performance to Cable Powered Light
- Green
- Quiet


- Automatic charge and Mains Fail Backup
- Visual display of charge and capacity Status
- Compatible with all Link Lighting Systems

Mode 1 Stand Alone Mode

- Simply charge the light by plugging into a 110V supply
- Light will charge and charge indication will show full
- Take to site and deploy as required. No cables required.
- Light will now run for 13hrs with (battery level display indication)

Mode 2 Emergency Backup Mode

- Deploy the unit as part of a standard light deployment
- Plug the light into the 110V LED string in the normal way
- The light will now run (and charge) from the available 110V supply
- If the main supply falters the Shift Light will continue to run at full power for up to 13hrs
- Restore the mains power and the light will remain running an recharge

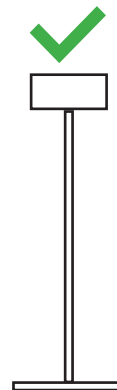
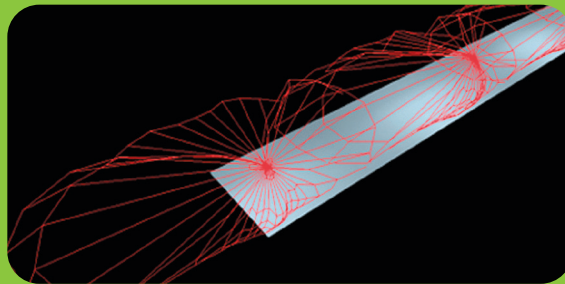




Ritelite PLL15LB-EM	Specification
Light Source	Beam Control LED module
Power	15W
Light Output	6400K daylight white
Beam Angle	Hybrid Beam Control and 25 Degree projection
Longevity	50,000 hours
Input	90-305VAC50/60Hz>0.98powerfactor(multipleplugoptionsavailable)
Operating Temperature Range	-20°C to +40°C
Construction	Powder coated aluminium / steel
Cable	Heavy duty cable, daisy chain in / out
IP Class	IP65 (Electrical connector dependant)



Full even coverage between lights



Incorporated into deployment or cable free