



# PROFESSIONAL PORTABLE & MOBILE LIGHTING & POWER SOLUTIONS



*'Lumens are nothing without control'*

# Who Are Ritelite?

- **UK manufacturers of innovative mobile and portable area lighting and power systems**
- **Class leaders in illumination, performance and power efficiency**
- **Designers of the “Right Light” for every task**

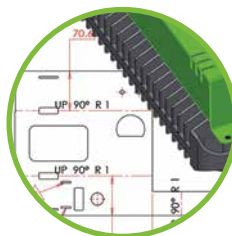
Ritelite (Systems) Limited are a global market leading manufacturer of professional and industrial mobile and portable area lighting and power systems.

The design and manufacture of high performance, high efficiency mobile and portable lighting and power solutions has been the basis for our global success for over 33 years.

We are flexible; we think outside the box. Using cutting edge technologies we work very closely with our customers to understand their applications, continually developing products to meet new customer and market requirements.



**BESPOKE CUSTOMER SOLUTIONS**



**IN-HOUSE DESIGN AND DEVELOPMENT**



**BRITISH MANUFACTURER FOR OVER 33 YEARS**

## What makes Ritelite the best partner for mobile lighting and power solutions?

For permanent lighting and power applications, solutions can be individually designed to suit each specific installation. Mobile working brings many more challenges as the equipment needs to work in a wide range of different situations.

Typical mobile area work lighting products use standard available luminaires designed for specific applications. This typically results in poor illumination performance as well as low power efficiency in many mobile working applications as the lighting cannot be optimised for each different work situation.

In addition, grid power is often not available. Power efficiency without comprising illumination performance is therefore a critical requirement of any remote area, mobile working application.

For over 33 years, Ritelite products have been designed specifically to solve the challenges of remote area mobile working. It is what makes us different and we would like to explain why:

Ritelite products have a different development history compared to most typical mobile lighting products which often originated as “add-ons” to power generators and without any in-depth lighting knowledge.

Our very first products, were designed to be highly mobile, suitable for use in any remote work area and to replace typical fossil fuelled generator powered solutions.

The solution over 33 years ago was battery power. Using a finite source of energy challenged our engineers from day one to focus on achieving the highest possible illumination performance, for the widest range of work applications and with the highest possible power efficiency.

Decades later, being “green”, power efficient and environmentally friendly have rightly become important factors in the design of all kinds of products.

Ritelite have been designing our products according to these values for over 33 years starting with our very first portable lighting products. .... it's part of our design DNA, part of our ongoing vision and what makes Ritelite products so unique for all mobile lighting and power applications.

As a designer and manufacturer of our own batteries, battery charging systems, LED drivers and LED light modules, our in-depth, in-house knowledge gives us full control over the design of all critical components of our mobile lighting and power solutions.

Choosing Ritelite mobile lighting and power solutions ensures that you have the maximum performance, safety, power efficiency and return on investment possible.



**EXPERTS IN LED  
TECHNOLOGY & POWER  
EFFICIENCY**



**HIGH QUALITY  
PRODUCTS &  
PROCESSES. ISO 9001 &  
14001:2015 ACCREDITED**

# The Ritelite Product DNA

When you purchase a Ritelite lighting product you are buying into Ritelite's specific design philosophy behind every product to provide the highest level of “usable light” to the widest range of work task situations. We manufacture products which are:



## BEAM CONTROLLED DESIGN

Designed to give maximum useful light for any application with bespoke beam controlled lensing ensuring glare and light pollution are minimised.



## EFFICIENT

Designed to be as efficient and energy saving as possible maximising power resource availability whilst providing ultra bright high powered LED light for safe working in a wide range of remote situations.



## FLEXIBLE & VERSATILE

All Ritelite products are flexible and versatile enabling them to be used in multiple applications both indoors and outdoors. Portable and mobile, compact to store and transport.



## ZERO EMISSIONS

All products are able to be supplied with zero emission, silent running power solutions either with in-built highly efficient lithium batteries or via the RITE-POWER portable battery generators.




## ROBUST & RELIABLE

Waterproof, dust proof and shatter proof. Designed to be robust and reliable for the often harsh environments that they are used in.



## BUILT TO LAST

Manufactured using high quality components to maximise product life and continue to perform exceptionally for many years.



## RITELITE BEAM CONTROL

# “Lumens are nothing without control”

## – converting lumens into useful light

More lumens = more light = better product?  
**WRONG** – and this is why:

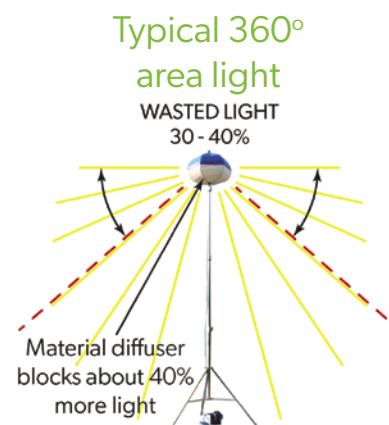
### Explaining the “Lumens myth” – what are lumens and why are they not so important?

Lumen is the SI unit of luminous flux, a measurement of light emitted from a light source. Lumens ARE NOT a measurement of light which arrives on a working area – this is measured in lux. Lumens can typically only be measured in laboratories using very specialist equipment.

Lux is the SI unit of illuminance, equal to one lumen per square metre. Lux can be measured at a work site using a lux meter. International standards for safe illumination of working areas are only specified in lux. For this reason in mobile lighting applications we are only interested in the quality of illumination reaching the area we wish to illuminate. Ritelite calls this “Useful light”.

As lumens describe only the light emitted from the light source in any direction and also do not consider and losses in light due to lenses, diffusers etc, lumens are not relevant in terms of describing the level of illumination arriving on a work area of a given size and distance from the light source.

Example comparison between:



Ritelite beam control  
K45-LITE 180° - 360°  
area light  
NO  
WASTED LIGHT



85,000 lumens	Total lumens from the light	85,000 lumens
20% from diffuser 35% wasted in sky	Wasted lumens	0% wasted lumens
33,150 lumens @ 360° 16,575 lumens @ 180°	Useful lumens	85,000 lumens @ 360° 85,000 lumens @ 180°
360° - average 20 lux over 1385m <sup>2</sup> 180° - average 20 lux over 395m <sup>2</sup>	Approx useful light (lux)	360° - average 20 lux over 3552m <sup>2</sup> 180° - average 20 lux over 2028m <sup>2</sup>

# How does Ritelite Beam Control work?



Controlled efficiency. To enable our products to be as power efficient as possible whether they are battery, generator or mains powered requires a base product trimmed for power efficiency and not product cost.




Bespoke lensing to control the light direction from the LED light source to ensure all light is directed towards the required surface.

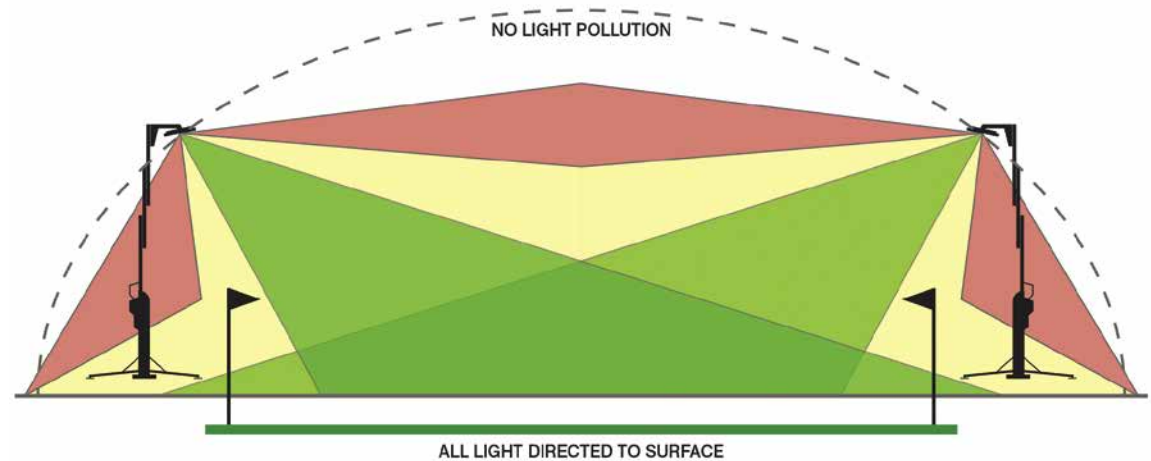


Ritelite designs products which run the LED's at optimum lumens per watt to ensure the electrical energy is converted as much as possible into light not heat. This ensures Ritelite products run efficiently, reliably and maximises the lifetime of the product.

Beam Control ensures all the light is directed towards the required surface offering uniform light for training or working.



Example of beam control for sports



180° - 360° flexible deployment



Beam controlled light, minimised light pollution



Designed for use in multiple applications



Fully dimmable for optimum control of light output & run time




# Rechargeable LED Work Lights


Powered by highly efficient lithium batteries the K8, K9 & K10 work lights are designed to last for one shift with multiple power settings. Inbuilt tripods enable the K9 & K10 products to extend to 1.8m and all products are compact to carry and store and designed to last in the tough environment of construction and industrial applications making them the ideal range of battery powered construction work lights. All products have inbuilt spot to flood beam controlled lensing and provide ultra high power led light to illuminate all working areas.



K8



K9



K10









# Portable Area Flood Lighting

The SPORTS-LITE, K21 and K45-LITE high power area flood lights provide unrivalled and optimised illumination of any work site or sports application in flexible, portable packages that are able to be used on multiple tripods and power supplies. With options to offer from 180 – 360 degree illumination the Ritelite portable LED area flood lights can instantly light any area to effectively meet all temporary illumination requirements.



SPORTS-LITE

K21

K45-LITE









# Linear / Perimeter Lighting

Light up walkways, perimeter fences and tracks with our linear LED lighting solutions. Linkable Pro-Link Beam controlled link lights and the K21 floodlight are light weight, compact, robust solutions for any linear lighting application. Compatible with existing generator systems or powered by the RITE-POWER battery powered generators these Ritelite products have super efficiency, low glare and offer fantastic illumination from a low power requirement. Multiple types of mountings are available for fences, walkways, gantries and a wide range of tripod systems.



K21



PRO-LINK









# Large Area Mobile Flood Lighting

The Quad Pod K65 and K45 mobile lighting towers are designed to be a true alternative to road towable lighting towers for many remote area lighting requirements including construction and industrial sites and many sports applications. Flexible to move around, quick to deploy yet compact to store and transport these high power lighting towers offer adjustable 180 - 360 degree large area floodlighting up to 6.5m in height. Powered by mains, generator or the RITE-POWER battery generators the Ritelite mobile lighting towers are the perfect temporary tower light solution for large area flood lighting.









# Ritelite Power Solutions

Ritelite's range of Industrial Portable Battery Powered Generators provides reliable, efficient portable power whenever and wherever it is needed, outside and inside. Designed to run both Ritelite's lighting range and other equipment the battery powered generators are waterproof, compact and easy to use. Available in a choice of 110V or 240V output.



**RITE-POWER**  
PORTABLE BATTERY POWERED GENERATORS







## Key Features



Provide power wherever it is needed



Reliable pure sine-wave inverter energy



Multi-function display



Highly portable



Compact & light weight



Rugged, strong construction.  
Waterproof IP65



Safe to operate




Virtually silent operation



Ruggedised IP67 charging & discharging sockets

# Battery Charging Solutions

Ritelite manufactures a wide range of professional, reliable Battery Chargers and charging solutions in the UK for many applications. There are a number of different battery chargers to support Ritelite's rechargeable portable lighting products however Ritelite also manufactures a wide range of other chargers for virtually any industrial application to work with any type of battery including lithium and sealed lead acid batteries.







Over 33 years experience of designing battery chargers and battery charging solutions in-house.



Battery chargers available for all applications and battery types.



Professional, reliable, robust solutions for any application.



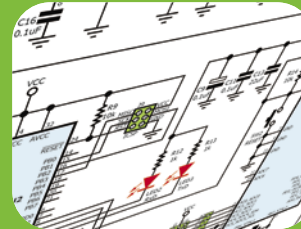
Bespoke solutions for specific applications.

Experienced logistics team



World wide distributor network

Superb technical sales support



Bespoke customer technical solutions

**For further information please get in touch with us**

### UK HEAD OFFICE

Ritelite (Systems) Ltd, Meadow Park, Bourne Road,  
Essendine, Stamford, Lincolnshire, PE9 4LT, England

*Telephone:* +44 (0) 1780 758585

*E-mail:* [sales@ritelite.co.uk](mailto:sales@ritelite.co.uk)

### GERMAN OFFICE

*Telephone:* +49 (0) 176 45822464

*E-mail:* [export@ritelite.co.uk](mailto:export@ritelite.co.uk)

[www.riteliteportablelighting.co.uk](http://www.riteliteportablelighting.co.uk)